



# SRV 600 V



# SRV 600 V

## Overview



# A Brilliant Masterpiece Awakening the Senses


An outstanding choice in the 561CC retro sport-cruiser segment, this model features a gracefully refined design where elegance meets dynamism, perfectly balancing performance and comfort.



# DESIGN Appearance



Elegant styling  
Harmony of strength and grace




### **A. J6L Teardrop-shaped metal fuel tank**

Sculpted elegance meets dynamic power, creating a bold, muscular presence  
Extended range built to meet travel and leisure needs


### **B. Capsule LED Headlight**

The unique capsule-style design delivers better road illumination and a striking visual impact.



**A. Dual-side dual-outlet exhaust**

Elegantly designed with a commanding presence, producing a deep and impressive sound.



**B. Retro-style aluminum alloy wheels**

CST high-performance tires, exuding an extraordinary aura (16" front and rear).

# EQUIPMENTS

## Features



# Mighty Engine Force, Unleashed to the Fullest

## Equipped with a V4 engine


# ENGINE

Maximum power

**50.5kW/10500rpm(E5/E-Mark)**  
**51.0kW/10500rpm(E5+)**

Maximum torque

**53.0N·m/8500rpm**



Gates Belt Drive system: Silent, maintenance-free,  
and delivers smooth power transmission

Slipper clutch: Effortless gear shifts that reduce rider fatigue

Power delivery beyond your expectations

# Ergonomic design

Wide handlebars optimize the rider triangle, allowing smooth transitions between sporty handling and cruising

Single or dual seat options

The dual seat version is available with an optional passenger backrest, enhancing long-distance comfort





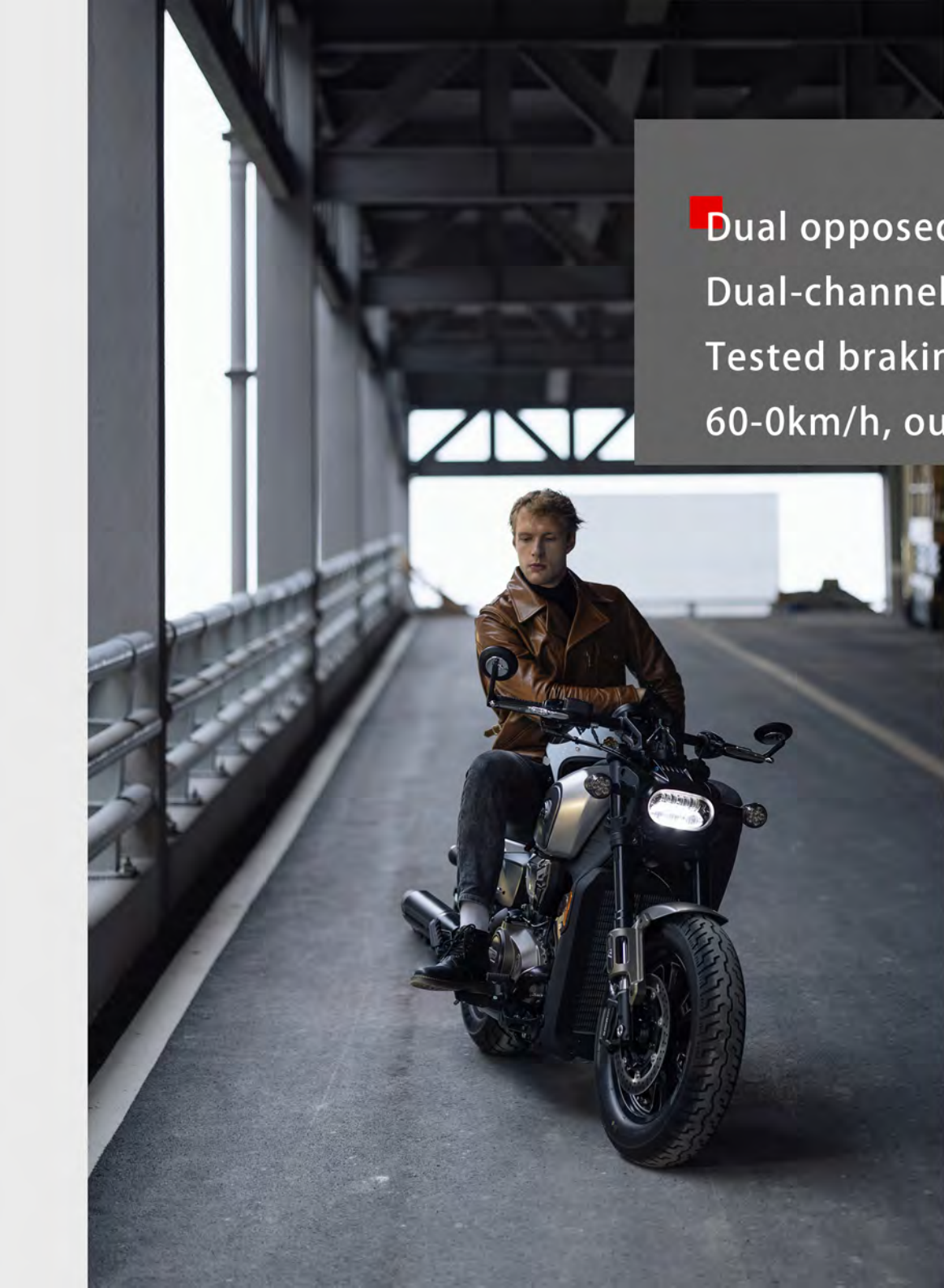
■ **Efficient filtration**

**Comfortable ride**

Front suspension: Marzocchi inverted forks for precise support

Rear suspension: Multi-level adjustable design for a smoother ride on rough terrain

Low center of gravity for better cornering control

- 
- A man in a brown leather jacket is sitting on a motorcycle on a bridge. The motorcycle is silver and black. The bridge has a metal railing on the left side. The background shows a bright sky and some distant structures.
- Dual opposed front disc brakes
  - Dual-channel ABS + TCS come standard
  - Tested braking distance just 14.9 meters from 60-0km/h, outperforming most in its class.

## Class-leading safety



## Thoughtful tech features



Round full-color TFT display supports navigation display, tire pressure monitoring, and smartphone connectivity.

## Hassle-free charging



Dual charging ports (USB + Type-C) to power multiple devices



# SRV 600 V

## Colors Available



Space Silver



Night Black



Starry Black

# SRV 600 V

## Parameters



### Engine

Type	4-Cylinder, DOHC, Liquid-Cooled
Bore*Stroke	61.0*48.0mm
Displacement	561cc
Max.Horsepower	50.5kW/10500rpm(E5/E-Mark) 51.0kW/10500rpm(E5+)
MAX.Torque	53.0N·m/8500rpm
Fuel system	EFI
Starting system	Electric
Clutch	Wet multi-plate
Transmission	6 Gears, Belt

### Chassis

Front suspension	Telescopic Upside-Down
Rear suspension	Telescopic coil spring oil damped
Front tyre	130/90-16
Rear tyre	180/65-16
Front brake	Disc ø300mm (ABS)
Rear brake	Disc ø260mm (ABS)

### Dimensions

Overall L*W*H	2280*830*1115mm
Wheel base	1580mm
Seat height	720mm
Ground clearance	140mm
Curb weight	228kg
Fuel capacity	16.5L

### Homologation: E-Mark, E5, E5+

\*Due to the availability of personalized configuration options, the specifications of the purchased vehicle shall prevail.

\*Unless otherwise stated, all data presented on this page are test results obtained by the manufacturer under standard conditions and are provided for reference only. Actual performance may vary.